



8300 MODEL


CLASSIC STEEL

R-12.12* Polyurethane Insulation
Tongue-And-Groove Panels
10-Year Warranty



Ranch Panel, Almond Finish, Cascade II Windows

door construction

- Embossed, high tensile steel panels give the look of wood with the strength of steel.
- Two-coat, baked-on polyester finish is virtually maintenance-free. This finish also makes an excellent base if you repaint to match the existing exterior colors of your home.
- The foamed-in-place polyurethane insulation is chemically bonded to each steel section, creating a structure with higher strength and dent resistance.
- Heavy-gauge steel wraparound end caps trim-out door edges for better appearance, improved strength and protection of the insulation from damage.
- Wind load models available. 
- Sound-absorbing insulation makes the door operate quieter and reduces wind rattle.
- Hot-dipped galvanized vertical supports add strength and durability.
- SilentGlide™ nylon rollers with solid steel shafts provide years of smooth, quiet and dependable operation.
- An insulated garage door improves your home's thermal efficiency.

specifications

Panel Designs

Steel panels are embossed to create the look of genuine wood.



Ranch



Sonoma



Colonial




Contemporary

Colors


Paint Finish



White



Almond



Taupe



Brown

Textured Wood Grain Finish

Wayne Dalton offers a pre-painted wood grain color finish in the following colors:



Golden Oak



Walnut

Thermal Efficiency & Noise Control


- The R-12.12* polyurethane insulation is substantially more effective than the same thickness of polystyrene insulation.
- Thermal break between outside and inside steel surfaces help interrupt energy loss.
- Bulb shaped bottom seal remains flexible even in the cold to keep out bad weather.
- The foamed-in-place insulation helps reduce street noise from entering into living areas that adjoin the garage.
- Snug-fitting tongue-and-groove section joints reduce wind and weather from entering the garage.

* Wayne Dalton uses a calculated door section R-value for our insulated doors.



Windows

Many decorative window inserts are available to enhance the look of your garage door, which in turn enhances the look of your home. Here are just a few examples. See Series 8000 brochure (#330448), Window style brochure (#330880), or web site for all options.



Cascade I



Cathedral I




Sherwood I



Stockton I

Hardware

Hardware options are available. Visit our website at www.wayne-dalton.com for details.



SEE ALL THE LOOKS AVAILABLE ON OUR GARAGE DOOR DESIGN CENTER AT www.Wayne-Dalton.com

Safety and Security

Lifting handles reduce risk to fingers from closing door panels.

Warranty

Model 8300 offers a Lifetime Limited Warranty against cracking, splitting, rusting through or section deterioration. See dealer for complete details.







www.wayne-dalton.com

Dealer Imprint Area